


# Beachy Bargello Quilt Pattern

Fat Quarter Shop Exclusive!



Finished Size: 54 1/2" x 66 1/2"

The Beachy Bargello Quilt features the Serena Shores collection by Robin Pickens for Moda Fabrics.

#BeachyBargello




Check out the Tutorial on YouTube




[www.FatQuarterShop.com](http://www.FatQuarterShop.com)











© 2024 Fat Quarter Shop, LLC. All rights reserved. Duplication of any kind is prohibited. This pattern may be used for personal purposes only and may not be reproduced without the express written permission from Fat Quarter Shop. This pattern may not be used for commercial purposes. This pattern may only be hosted, accessed, and downloaded from [www.FatQuarterShop.com](http://www.FatQuarterShop.com).





# Beachy Bargello Quilt Pattern





Fabric	Yardage	Description	Letter	Quantities & Size
48626-211 	1 ⅔ yards	Sky Background	A	2 - 5 ½" x 28 ½" strips
			B	4 - 4 ½" x 25 ½" strips
			C	4 - 3 ½" x 22 ½" strips
			D	4 - 3" x 19 ½" strips
			E	3 - 2 ½" x 16 ½" strips
48626-209 	1 ⅔ yards	Sea Background	F	2 - 5 ½" x 20 ½" strips
			G	4 - 4 ½" x 23 ½" strips
			H	4 - 3 ½" x 26 ½" strips
			I	4 - 3" x 29 ½" strips
			J	3 - 2 ½" x 32 ½" strips
6 - ⅓ yards 48775-11  48770-19 	48774-11  48774-14 	48775-16  48773-14 	Blocks	K 2 - 3 ½" x width of fabric strips (12 total)
48775-14 	⅝ yard	Binding	L	7 - 2 ½" x width of fabric strips
48771-11 	4 ¼ yards	Backing		

Use ¼" seams and press as arrows indicate throughout.

## Strip Sets:

Assemble six different Fabric K strips.

Beachy Bargello Strip Set should measure 18 ½" x width of fabric.



Make 2.

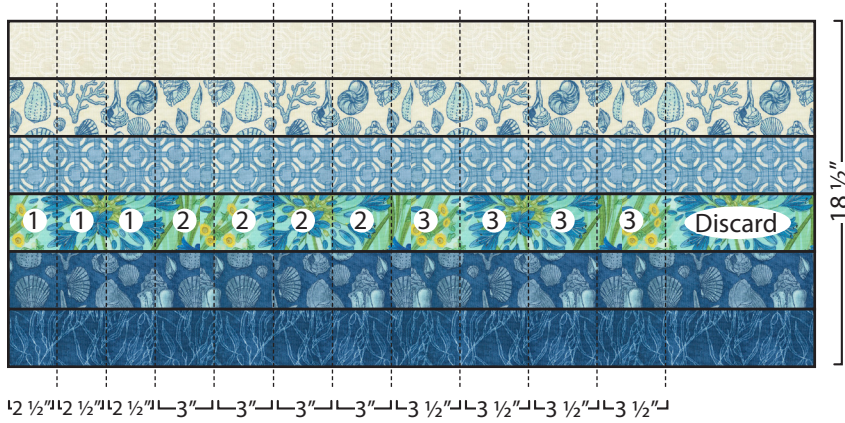


# Beachy Bargello Quilt Pattern



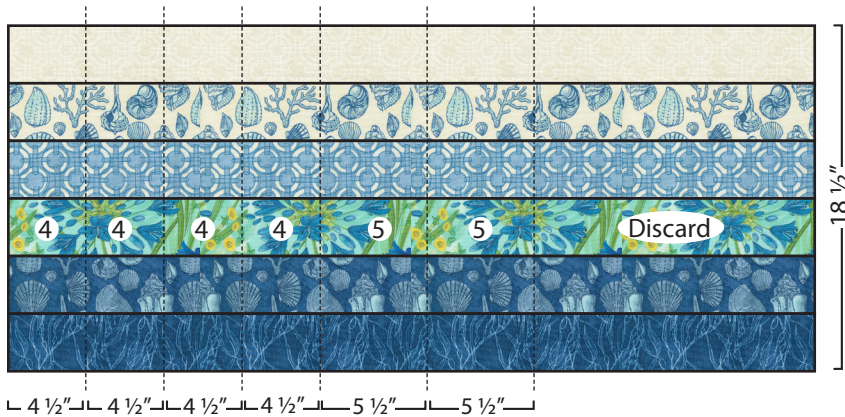
Subcut one Beachy Bargello Strip Set into:


- 3 -  $2\frac{1}{2}$ " x  $18\frac{1}{2}$ " rectangles (Set 1)
- 4 - 3" x  $18\frac{1}{2}$ " rectangles (Set 2)
- 4 -  $3\frac{1}{2}$ " x  $18\frac{1}{2}$ " rectangles (Set 3)




Subcut one Beachy Bargello Strip Set into:

- 4 -  $4\frac{1}{2}$ " x  $18\frac{1}{2}$ " rectangles (Set 4)
- 2 -  $5\frac{1}{2}$ " x  $18\frac{1}{2}$ " rectangles (Set 5)





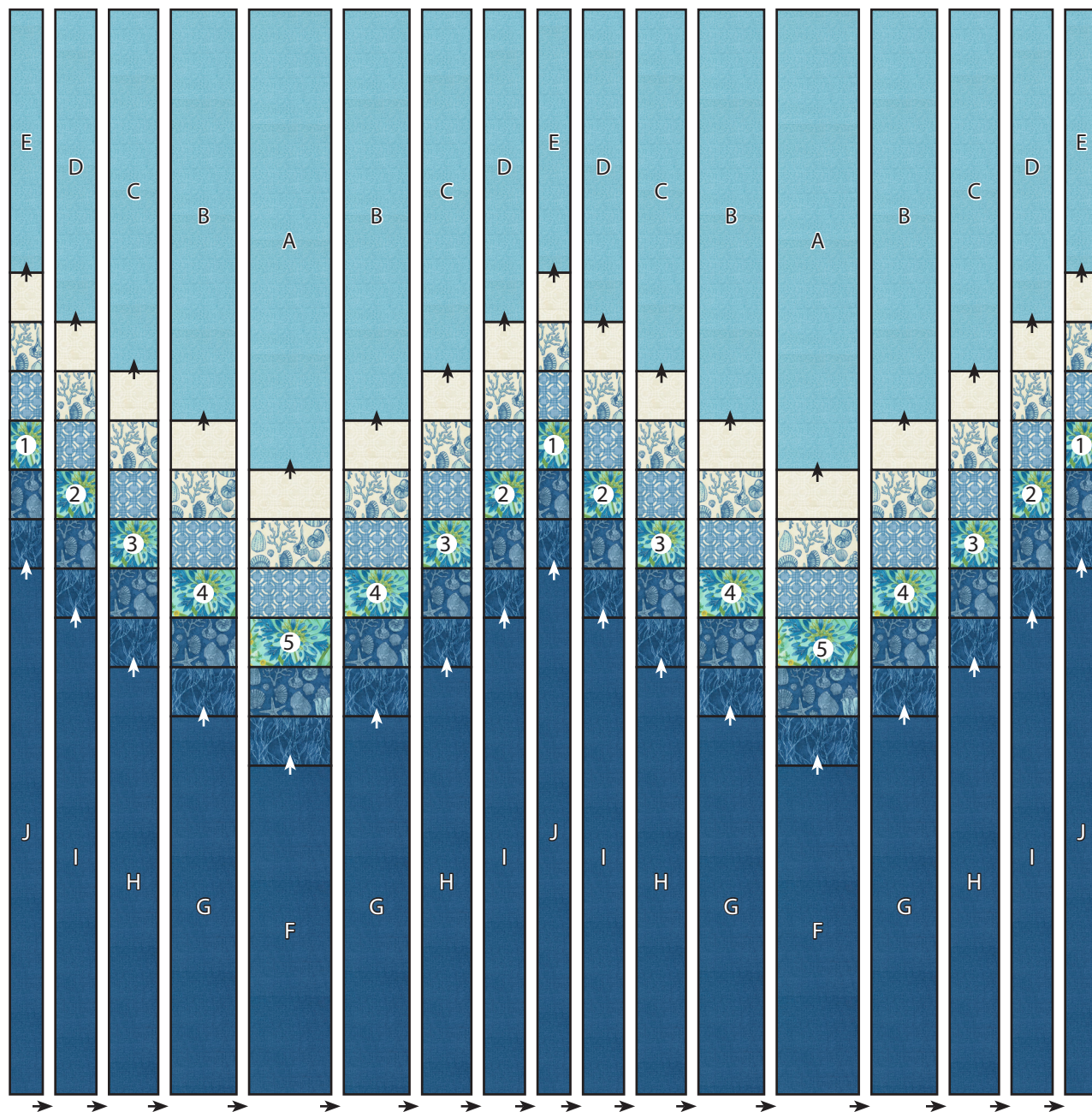
# Beachy Bargello Quilt Pattern



## Quilt Center:

Assemble Quilt Center.

Quilt Center should measure 54 1/2" x 66 1/2".



## Finishing:

Piece the Fabric L strips end to end for binding.

Quilt and bind as desired.