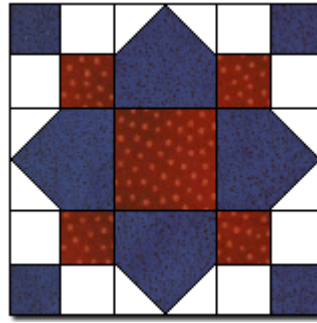


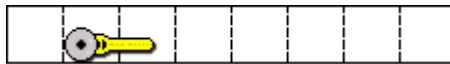
# Quatrefoils

This makes a 9" block!



Please abide by the [Terms and Conditions of use!](#) :o)

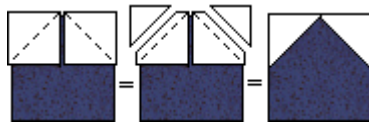
## \*\* Preparing the Pieces and Sewing the Block \*\*



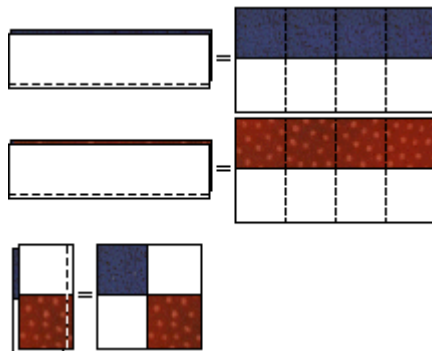
Start by cutting the Color 2 2" x 16" strip into eight 2" squares...



Now cut the Color 3 3-1/2" x 14" strip into four 3-1/2" squares...



To sew the block's side units, first place a Color 2 square right sides together and outer edges aligned with the upper left corner of a Color 3 square. Lightly draw in the diagonal on the back of the small square and sew ON that drawn line. Cut off the excess seam allowance, pressing the remainder towards the corner. Repeat this with another Color 2 square on the upper right corner. Make four units like this. These should measure 3-1/2"...



Next, sew together a Color 2 and Color 3 2" x 8" strip along one long edge in a 1/4" seam. Press to darker side. Cut this apart at 2" intervals to make four pieced units. Repeat this with the last Color 2 2" x 8" strip and the Color 1 2" x 8" strip to make four more pieced units in that color arrangement. Now sew together one of each color to make a four patch, again using a 1/4" seam. Press seam to one side. Make four units like these. These should measure 3-1/2"...

...[on to Page 2!](#)


© June 5 2007 Marcia Hohn

Traditional Block


mh paper

<http://www.quilterscache.com>

## Quatrefoils - Page 2



Now lay out all units as shown at left. Sew three horizontal rows, pressing the top and bottom rows to the outside, and the middle row to the center. Join the rows to complete your Quatrefoils block!



Here are four blocks by five with a simple bound off edge!

Happy Quilting!

Marcia :o)

[Here's Gayle's!](#)

[Karlene's!](#) [Eileen's!](#)

### \*\* Supplies List \*\*



Color

1

Color 1 needs: one 3-1/2" square AND one 2" x 8" strip



Color

2

Color 2 needs: one 2" x 16" strip AND two 2" x 8" strips



Color

3

Color 3 needs: one 3-1/2" x 14" strip AND one 2" x 8" strip

[To the Patterns](#) or [The Quilter's Cache](#)

© June 5 2007 Marcia  
Hohn

Traditional Block

**mh paper**

<http://www.quilterscache.com>

[Page 1](#)